


COUNTY MANAGER
 315 WEST MAIN STREET
 POST OFFICE BOX 7800
 TAVARES, FLORIDA 32778-7800
 www.lakegovernment.com



PHONE: (352) 343-9888
 FAX: (352) 343-9495

February 9, 2004

To the County Commissioners and Department Directors:

I am pleased to present to you the County's Quarterly Revenue Report for the period ending December 31, 2003, the First Quarter of Fiscal Year 2004.

The budget for each revenue source, and the accompanying analysis, provide an estimate of the anticipated revenue to the County at a point in time. This report is intended to update the readers on significant changes during the three-month period. In some cases, estimates may vary from the prior quarter due to revised information from State or Federal sources. In other cases, the variances may occur due to a change in the economy or a variety of other reasons.

This Report consists of three sections:

<u>SECTION</u>	<u>PAGE</u>	
Revenues Remitted Monthly	1 - 10	Major revenues that are received on a regular, monthly basis are reviewed in this section. The columns shown include: prior year actual, current year budget, number of months remitted (since some revenues are remitted to the County from one to three months in arrears), year to date budget (based on the number of months received), year to date actual, and the difference between the year to date budget vs. actual.
Revenues Remitted At Random Intervals	11 - 13	Major revenues that are remitted at random intervals are reviewed in this section. The format includes the net balance yet to be received, along with the percent of the budget.
Building Permits	14	This section shows an analysis, by month, of building permits issued since 2000.

ANALYSIS

During the first quarter of the fiscal year, many of the revenue sources show only one or two months' receipts, particularly from State and Federal sources. Therefore, a trend for the year is difficult to chart. The following summarizes the revenue sources that show significant deviations between actual and budgeted amounts, based on early revenue receipts:

General Fund

- ◆ Court Fines. First Quarter receipts are \$109,000 less than the year-to-date budget. This is due to a large amount of bail refunds made during the year. Total refunds for the entire year in FY 2003 were \$41,600; refunds solely for the First Quarter of FY 2004 totaled \$41,788.
- ◆ Half-Cent Sales Tax. First Quarter revenues from this State Sales Tax show an increase of 10% (\$150,000) over the prior year's receipts.

"Earning Community Confidence through Excellence in Service"

DISTRICT ONE
 JENNIFER HILL

DISTRICT TWO
 ROBERT A. POOL

DISTRICT THREE
 DEBBIE STIVENDER

DISTRICT FOUR
 CATHERINE C. HANSON

DISTRICT FIVE
 WELTON G. CADWELL

ANALYSIS

General Fund (continued)

- ◆ Other revenue sources such as current planning fees, cable franchise fees, and housing federal prisoners are meeting or exceeding their respective budgets.

Other Funds

- ◆ Gas Taxes. First Quarter revenues from Gas Taxes show increases of 6-8% over receipts in FY 2003.
- ◆ Building Permits. Building permit revenue in FY 2004 is \$320,000 greater than first quarter receipts in the prior year. Please refer to page 14 for an analysis of building permits issued and the related revenue received.
- ◆ Fire Services Impact Fees. On November 18, the Board of County Commissioners voted to increase Fire Impact Fees to \$246 per single family residential unit. This increase is effective January 15, and could mean an additional \$150,000 - \$200,000 over the amount budgeted.
- ◆ Solid Waste Disposal Fees. Assessments collected on the tax bill total \$6.9 million (70% of budget) after First Quarter collections. Income from landfill operations totals \$1.1 million (35% of budget).
- ◆ Other revenue sources such as Tourist Development Taxes, grant funds, and Impact Fees are meeting or exceeding their respective budgets.

Respectfully submitted,

Bill Neron
County Manager



GENERAL FUND

Current Planning

Department: Growth Management
Source: Charges for services, including zoning fees and permits, variances, site plan reviews, lot splits, etc.

Legal: Resolution 2001-179, adopted September 18, 2001
Contact: Jeff Richardson, Planning Manager

<u>FY 2003 Actual Revenue</u>	<u>FY 2004 Total Budget</u>	<u># Months Received</u>	<u>Year to Date Budget</u>	<u>Year to Date Actual</u>	<u>Difference YTD Budget vs. Actual</u>
\$680,240	\$592,954	3	\$148,239	\$163,630	\$15,391

- ♦ There were no significant changes in the rates for these charges for planning services. The increase in revenue over the prior year is mostly attributable to increases in activity levels, particularly in the areas of zoning permits and site plan reviews. These revenues are up \$45,000 and \$17,000, respectively, from FY 2003.

GENERAL FUND

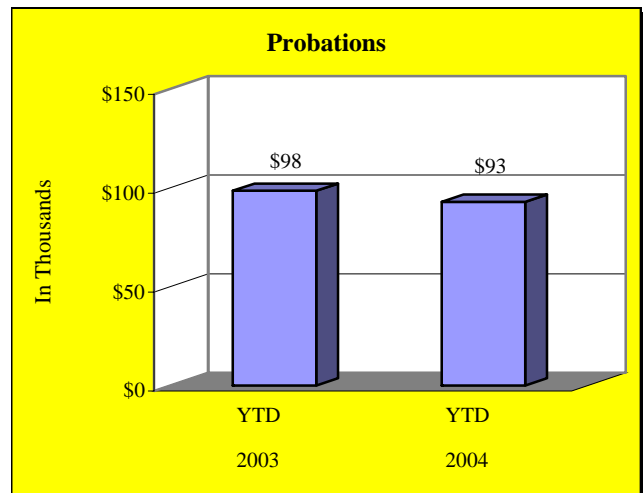
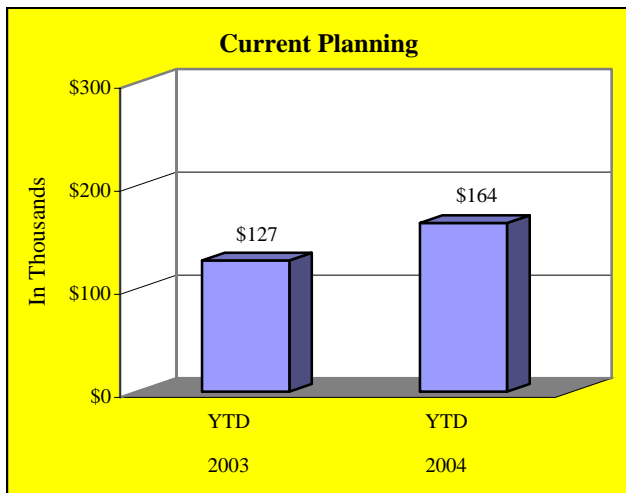
Probations

Department: Community Services
Source: County traffic, misdemeanor, and felony probation fines

Legal: Chapter 948.09(b), *Florida Statutes*
Contact: Fletcher Smith, Community Services Director

<u>FY 2003 Actual Revenue</u>	<u>FY 2004 Total Budget</u>	<u># Months Received</u>	<u>Year to Date Budget</u>	<u>Year to Date Actual</u>	<u>Difference YTD Budget vs. Actual</u>
\$416,809	\$420,000	3	\$105,000	\$92,941	(\$12,059)

- ♦ These revenues reflect a 5.6% decrease from the first quarter of the prior year.





GENERAL FUND

Commissions - Pay Telephones

Department: Constitutional Offices
Source: Commissions on pay telephone use in the Lake County Jail

Legal: Contract with Sprint
Contact: Major Gary Borders, Jail Administrator

<u>FY 2003 Actual Revenue</u>	<u>FY 2004 Total Budget</u>	<u># Months Received</u>	<u>Year to Date Budget</u>	<u>Year to Date Actual</u>	<u>Difference YTD Budget vs. Actual</u>
\$419,893	\$260,000	1	\$21,667	\$28,794	\$7,127

- ♦ In FY 2003, two revenue payments had been received by the end of the first quarter; only one payment has been received in the current year. The County discovered that the revenue payment by Sprint has not been received for the month of October. Sprint was contacted, and a new check is being issued for this month.

GENERAL FUND

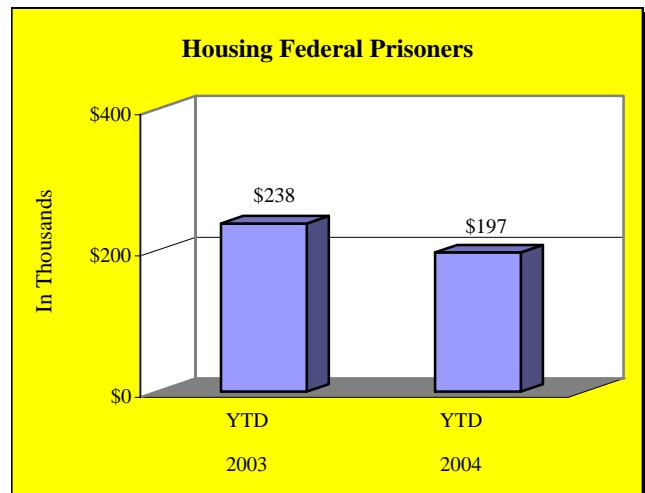
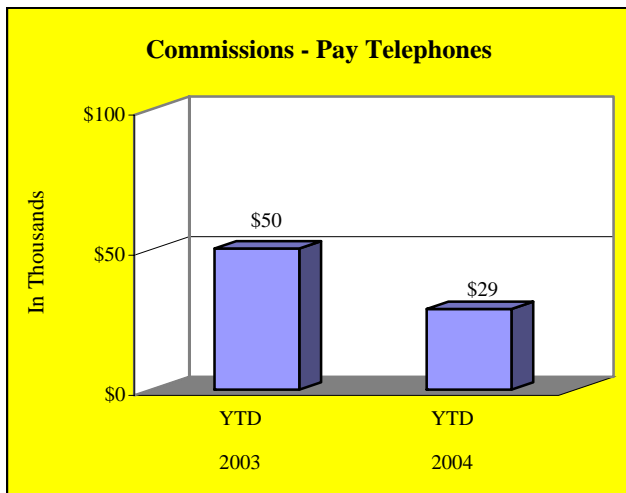
Housing Federal Prisoners

Department: Constitutional Offices
Source: Agreement with the U.S. Marshals Service and U.S. Bureau of Prisons for the housing of federal inmates in the Lake County Jail at an established rate per day

Legal: Intergovernmental Service Agreement dated April 1, 1996
Contact: Major Gary Borders, Jail Administrator

<u>FY 2003 Actual Revenue</u>	<u>FY 2004 Total Budget</u>	<u># Months Received</u>	<u>Year to Date Budget</u>	<u>Year to Date Actual</u>	<u>Difference YTD Budget vs. Actual</u>
\$1,101,909	\$700,000	3	\$175,000	\$197,180	\$22,180

- ♦ This revenue fluctuates depending on the number of federal prisoners housed.





GENERAL FUND

Franchise Fees - Cable TV

Department: Non-Departmental

Source: This revenue consists of two sources: a state service tax and a local service tax. Cable providers collect these fees, and revenues are remitted to the State. Monthly distributions are made to counties based on an annual population factor.

Legal: Chapter 202.19, *Florida Statutes*
Contact: Christian Weiss, Florida
Department of Revenue

FY 2003 Actual Revenue	FY 2004 Total Budget	# Months Received	Year to Date Budget	Year to Date Actual	Difference YTD Budget vs. Actual
\$1,050,297	\$950,000	2	\$158,333	\$184,503	\$26,170

- ♦ Lake County's local Communications Services Tax rate is 1.94%. Monthly revenues over the last six months have averaged \$90,000.

GENERAL FUND

State Revenue Sharing Proceeds

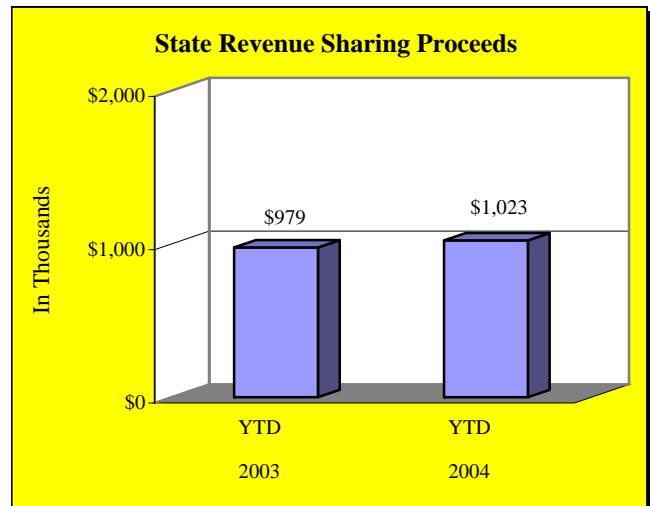
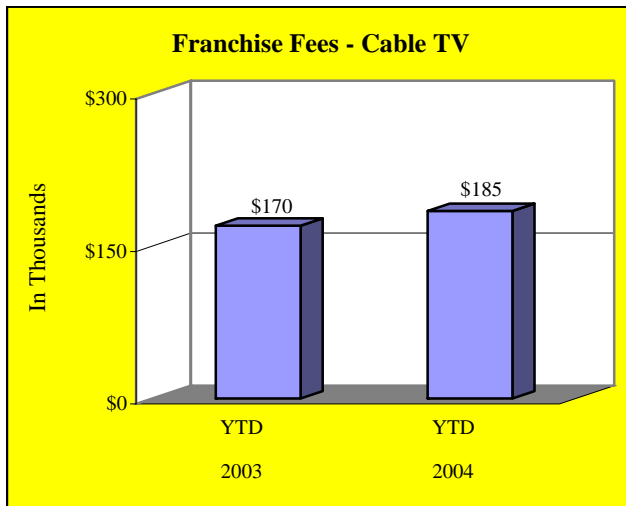
Department: Non-Departmental

Source: The Department of Revenue administers these funds to counties based on a portion of net cigarette tax collections and sales and use tax collections.

Legal: Chapter 218, *Florida Statutes*
Contact: Christian Weiss, Florida
Department of Revenue

FY 2003 Actual Revenue	FY 2004 Total Budget	# Months Received	Year to Date Budget	Year to Date Actual	Difference YTD Budget vs. Actual
\$4,086,157	\$3,986,845	3	\$996,711	\$1,023,333	\$26,622

- ♦ Distributions are received from the State in 12 equal payments, beginning with the start of the State's fiscal year in July. The current monthly allocation for the months of July 2003 to June 2004 is \$341,111.
- ♦ At the end of the State's fiscal year in June, any funds still remaining in the State's Trust Fund are distributed to qualifying counties.





GENERAL FUND

Half Cent Sales Tax

Department: Non-Departmental
Source: The County receives a portion of State general sales and use tax from the Department of Revenue.

Legal: Chapter 212, Florida Statutes
Contact: Christian Weiss, Florida Department of Revenue

<u>FY 2003 Actual Revenue</u>	<u>FY 2004 Total Budget</u>	<u># Months Received</u>	<u>Year to Date Budget</u>	<u>Year to Date Actual</u>	<u>Difference YTD Budget vs. Actual</u>
\$9,627,310	\$9,736,214	2	\$1,622,702	\$1,678,838	\$56,135

- ♦ Revenues are received one month in arrears. Historically, revenues are slightly higher in the months of January through April.

GENERAL FUND

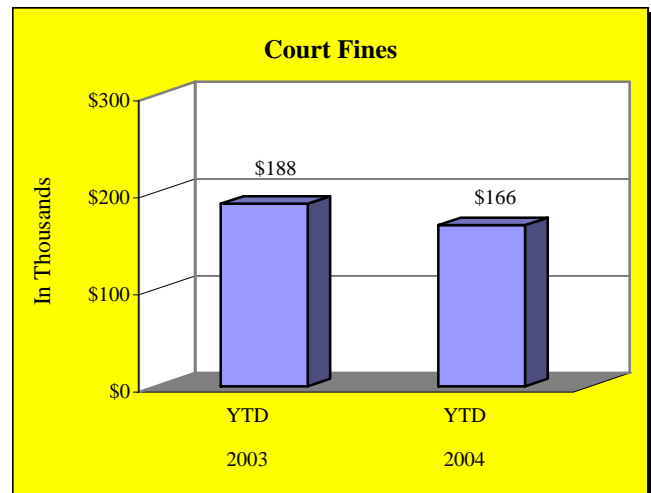
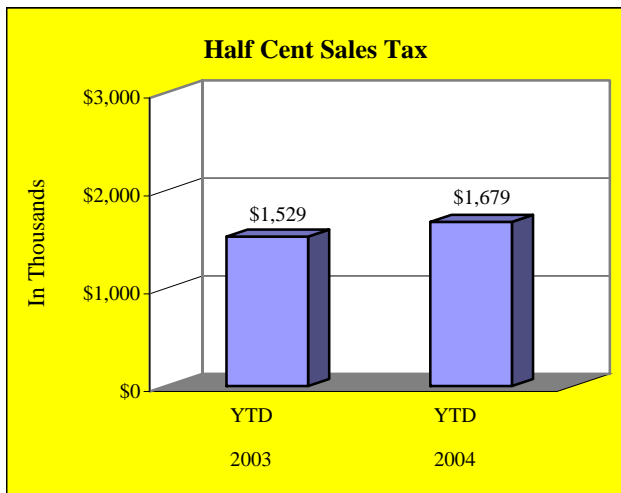
Court Fines

Department: Non-Departmental
Source: County traffic, misdemeanor, and felony fines and forfeitures

Contact: Susan Hartman, Traffic Department Supervisor

<u>FY 2003 Actual Revenue</u>	<u>FY 2004 Total Budget</u>	<u># Months Received</u>	<u>Year to Date Budget</u>	<u>Year to Date Actual</u>	<u>Difference YTD Budget vs. Actual</u>
\$1,190,012	\$1,100,000	3	\$275,000	\$165,970	(\$109,030)

- ♦ Periodically, refunds are made to bail bondsmen for deposits made in prior years. During the First Quarter of FY 2004, refunds were paid in the amount of \$41,788. This amount of refunds remitted in the current quarter, compared to \$41,600 paid for the entire year in 2003, has contributed to the 11% decline in Court Fines revenue for FY 2004.





COUNTY TRANSPORTATION TRUST FUND

Gas Tax - Local Option

Department: Public Works

Source: A six-cent tax is levied on every gallon of motor fuel sold at the retail level.

Legal: Chapters 336.21; 206.41, Florida Statutes

Contact: Christian Weiss, Florida Department of Revenue

FY 2003 Actual Revenue	FY 2004 Total Budget	# Months Received	Year to Date Budget	Year to Date Actual	Difference YTD Budget vs. Actual
\$4,859,278	\$4,664,450	2	\$777,408	\$809,176	\$31,767

♦ Receipts in Quarter 1 of FY 2004 are 8.8% greater than receipts during Quarter 1 of the prior year.

COUNTY TRANSPORTATION TRUST FUND

Gas Tax - Ninth Cent

Department: Public Works

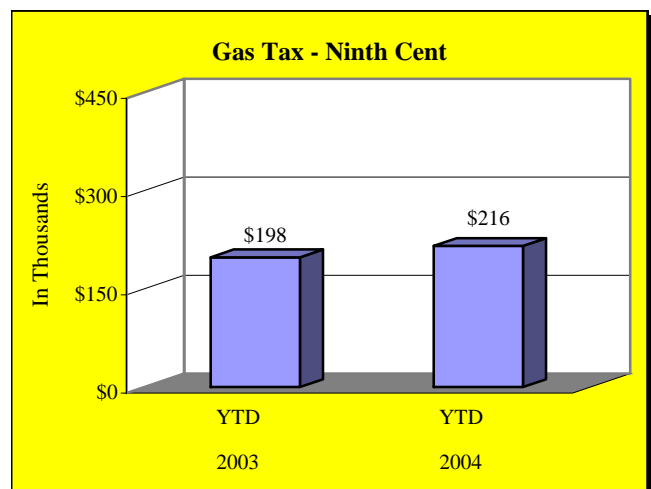
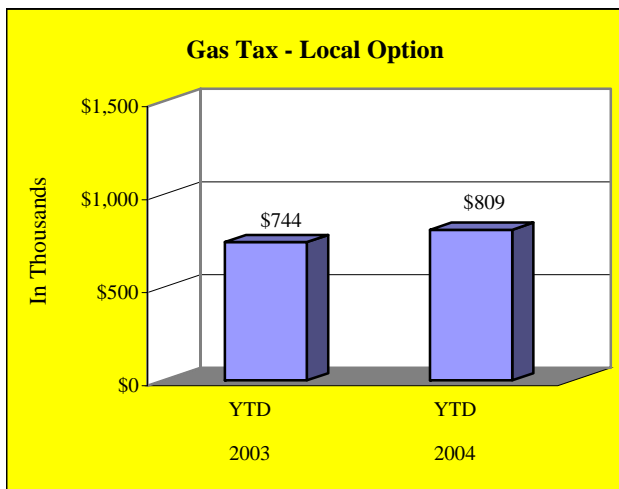
Source: Lake County levies an additional tax of one cent on every gallon of motor and diesel fuel sold in the County. Proceeds are distributed by the Department of Revenue and can only be used for transportation-related expenditures.

Legal: Chapter 336.21; 206.41, Florida Statutes

Contact: Christian Weiss, Florida Department of Revenue

FY 2003 Actual Revenue	FY 2004 Total Budget	# Months Received	Year to Date Budget	Year to Date Actual	Difference YTD Budget vs. Actual
\$1,303,709	\$1,253,177	2	\$208,863	\$215,800	\$6,937

♦ Receipts in Quarter 1 of FY 2004 are 8.8% greater than receipts during Quarter 1 of the prior year.





COUNTY TRANSPORTATION TRUST FUND

Gas Tax - Constitutional / County

Department: Public Works

Source: A two-cent tax is imposed on every gallon of motor fuel sold at the wholesale level in Lake County.

Legal: Chapter 206.60, *Florida Statutes*

Contact: Christian Weiss, Florida
Department of Revenue

FY 2003 Actual Revenue	FY 2004 Total Budget	# Months Received	Year to Date Budget	Year to Date Actual	Difference YTD Budget vs. Actual
\$4,103,771	\$4,115,553	2	\$685,926	\$701,002	\$15,077

- ♦ Revenues are divided into 80% and 20% portions. The State Board of Administration uses the 80% portion to fund debt service requirements of bond issues pledging Constitutional Base Tax receipts as funding. If there are no debt service requirements, or if there is a surplus from the 80% portion, this amount is distributed to Lake County. The 20% portion is distributed in its entirety to the County each month.
- ♦ Receipts in Quarter 1 of FY 2004 are 6.2% greater than receipts during Quarter 1 of the prior year.

ROAD IMPACT FEES FUND

Road Impact Fees

Department: Public Works

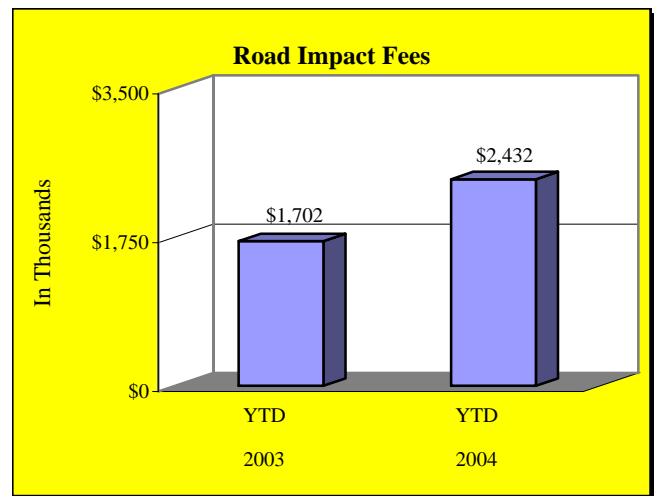
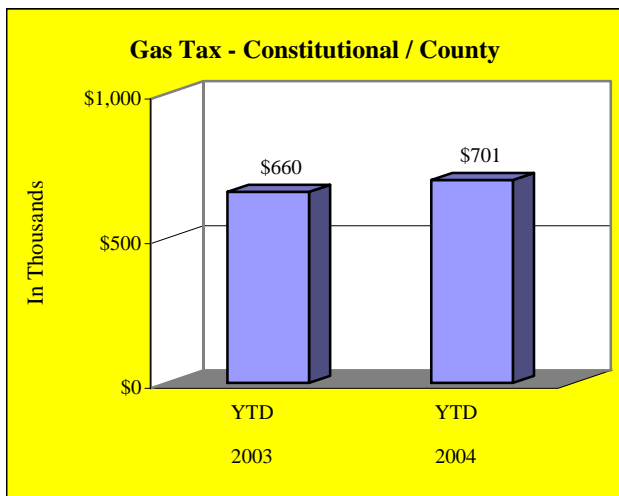
Source: Fees imposed on new structures to ensure that new developments bear a proportionate share of the cost of capital expenditures necessary to provide roads in Lake County

Legal: County Ordinance 1996-33 and

Chapter 163.3202(3), *Florida Statutes*
Contact: Wendy Wickwire, Impact
Fee Coordinator

FY 2003 Actual Revenue	FY 2004 Total Budget	# Months Received	Year to Date Budget	Year to Date Actual	Difference YTD Budget vs. Actual
\$10,347,629	\$9,749,989	3	\$2,437,497	\$2,431,579	(\$5,919)

- ♦ First Quarter revenues in FY 2004 are 43% greater than revenues in Quarter 1 of the prior year. Receipts in Quarter 1 of the prior year were lower than usual because Road Impact Fee rates increased at the start of the fiscal year, in October. Many contractors and builders prepaid their permits in September to avoid the increased rates. As a result, permitting activity in the First Quarter of 2003 was lower than normal. First Quarter revenues in the current year are very close to budget.





TRANSPORTATION DISADVANTAGED FUND

Public Transportation

Department: Program Analysis and Contract Management
Source: Grants from the Florida Department of Transportation
and the Commission for Transportation Disadvantaged

Legal: Chapter 427.011, *Florida Statutes*
Contact: Ken Harley, Transportation
Disadvantaged Coordinator

FY 2003 Actual Revenue	FY 2004 Total Budget	# Months Received	Year to Date Budget	Year to Date Actual	Difference YTD Budget vs. Actual
\$813,936	\$743,574	2	\$123,929	\$213,770	\$89,841

- ♦ The majority of this budget is based on State grant dollars allocated to Lake County. The County pays the Transit Provider for the number of trips provided to qualifying individuals. The County then requests reimbursement from the State. Payments arrive one to two months after the expenditures have been paid.
- ♦ In addition, the County has entered into interlocal agreements with Mid-Florida Community Services and McCoy Care for the transportation of physically or mentally disabled persons. The amount of revenue received is based on the number of trips provided.
- ♦ Once the entire grant allocation has been drawn down, no additional State funds will be available for transportation.

RESORT / DEVELOPMENT TAX FUND

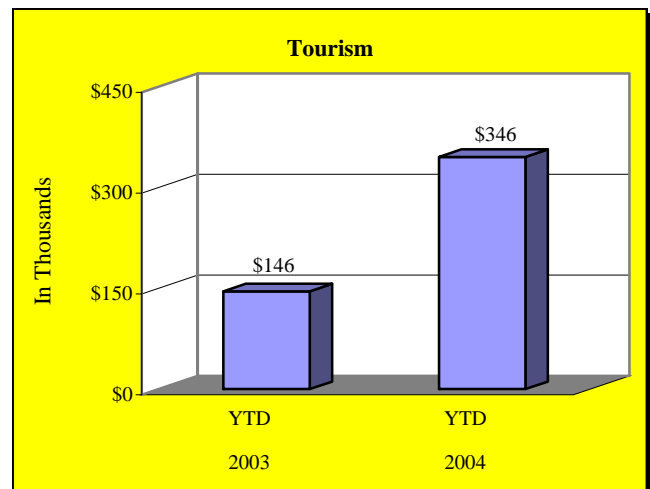
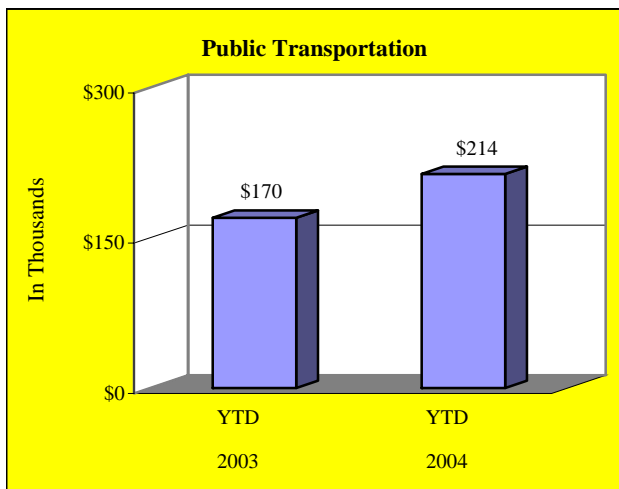
Tourism

Department: Economic Development and Tourism
Source: A 4% tax on transient rental transactions,
including the leasing of living quarters or
accommodations in any hotel, motel, mobile home
park, condominium, or recreational vehicle park for
a period of six months or less.

Legal: Chapter 125.0104, *Florida Statutes*
Contact: Greg Mihalic, Economic
Development and Tourism Director

FY 2003 Actual Revenue	FY 2004 Total Budget	# Months Received	Year to Date Budget	Year to Date Actual	Difference YTD Budget vs. Actual
\$1,090,443	\$1,300,000	3	\$325,000	\$345,552	\$20,552

- ♦ Revenues are received one month in arrears, and are at their highest in the months of February through May.
- ♦ Effective April 1, 2003, the Tourist Development Tax increased from 2% to 4%. As such, year-to-date receipts for Quarter 1 reflect a \$200,000 increase over receipts in Quarter 1 of the prior year.





LAKE COUNTY AFFORDABLE HOUSING ASSISTANCE TRUST FUND

Affordable Housing

Department: Community Services

Source: Revenues are received from the State Housing Initiative Partnership Program for the creation of local housing partnerships and for the production of affordable housing. Amounts remitted to Lake County are based on a percentage of Documentary Stamp collections.

Legal: Sadowski Act, July 7, 1992, and Chapter 92-317, Laws of Florida
Contact: Cheryl Thomas, Housing and Community Development Coordinator

FY 2003 Actual Revenue	FY 2004 Total Budget	# Months Received	Year to Date Budget	Year to Date Actual	Difference YTD Budget vs. Actual
\$1,909,750	\$1,780,323	3	\$445,081	\$850,241	\$405,160

- Each year, the State estimates the projected allocation that will be made to each county for the State's fiscal year, which begins in July. The budgeted revenue for FY 2004 is based on this projected allocation. An additional distribution is made in January if there is excess revenue in the Disaster Relief fund.
- These payments are not always made on an "equal" monthly basis. Typically, about half of the allocated revenue is distributed in the first quarter of the County's fiscal year, and a majority of the remaining funds are distributed in the first quarter of the State's fiscal year.

SECTION 8 (COUNTY) FUND

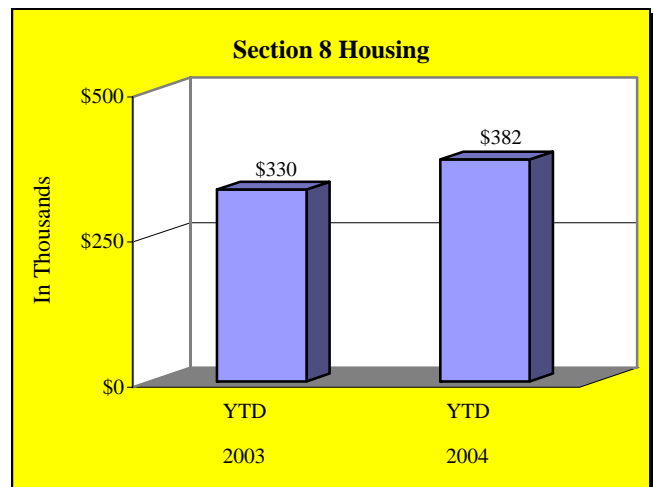
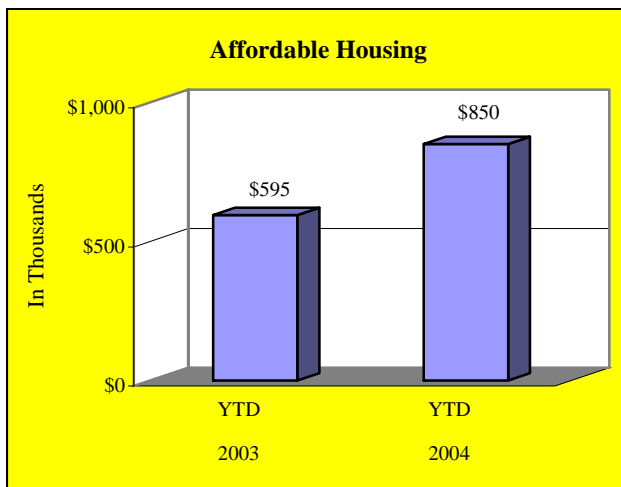
Section 8 Housing Grant

Department: Community Services

Source: This is a grant from the U.S. Department of Housing and Urban Development.

Legal: Housing and Community Development Act of 1974
Contact: Cheryl Thomas, Housing and Community Development Coordinator

FY 2003 Actual Revenue	FY 2004 Total Budget	# Months Received	Year to Date Budget	Year to Date Actual	Difference YTD Budget vs. Actual
\$1,582,946	\$1,321,500	3	\$330,375	\$382,179	\$51,804





COUNTY SALES TAX REVENUE FUND

Infrastructure

Department: Non-Departmental
Source: A 1% tax is levied on all transactions that are subject to the state tax, up to \$5,000.

Legal: Chapter 212, *Florida Statutes*
Contact: Christian Weiss, Florida
Department of Revenue

FY 2003 Actual Revenue	FY 2004 Total Budget	# Months Received	Year to Date Budget	Year to Date Actual	Difference YTD Budget vs. Actual
\$9,960,908	\$7,350,000	2	\$1,225,000	\$1,202,649	(\$22,351)

- ♦ Revenues are remitted each month, and an additional check is received every quarter.
- ♦ Receipts in Quarter 1 of FY 2004 show a \$650,000 decrease from FY 2003. This decrease is because FY 2003 reflects the initial Infrastructure surtax, which was divided equally between the County and municipalities. FY 2004 reflects the collection of the renewal Infrastructure surtax, which is divided into thirds, with proceeds being distributed equally to the School Board, municipalities, and the County.

BUILDING SERVICES FUND

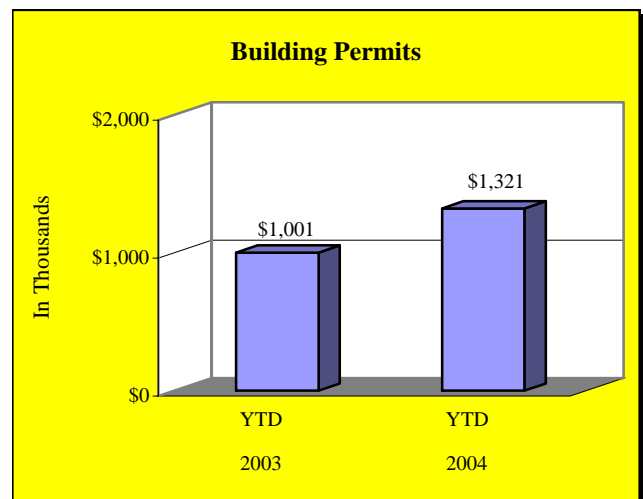
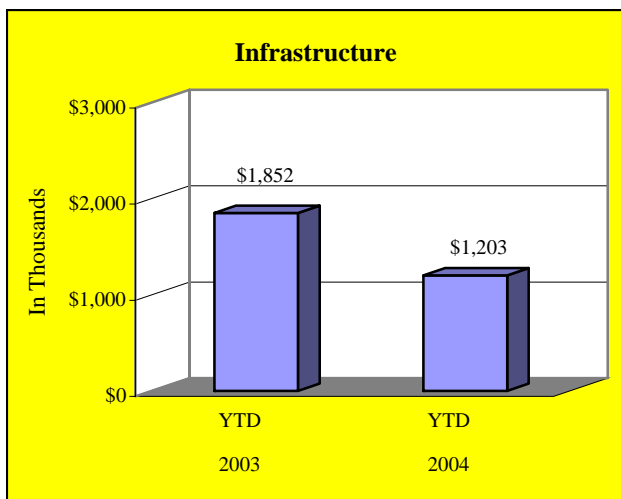
Building Permits

Department: Growth Management
Source: This revenue is derived from fees paid by contractors and individual home builders to offset the cost of inspections.

Legal: Resolution 2001-179, adopted
September 18, 2001
Contact: Dale Greiner, Building Services
Director

FY 2003 Actual Revenue	FY 2004 Total Budget	# Months Received	Year to Date Budget	Year to Date Actual	Difference YTD Budget vs. Actual
\$4,595,218	\$4,612,130	3	\$1,153,033	\$1,321,175	\$168,142

- ♦ Please refer to page 14 for further analysis on building permits.





FIRE SERVICES IMPACT FEES TRUST FUND

Fire Services Impact Fees

Department: Public Safety

Source: Fees imposed on new dwellings for the provision of fire services by the County

Legal: County Ordinance 1996-34 and

Chapter 163.3202(3), *Florida Statutes*

Contact: Wendy Wickwire, Impact Fee Coordinator

FY 2003 Actual Revenue	FY 2004 Total Budget	# Months Received	Year to Date Budget	Year to Date Actual	Difference YTD Budget vs. Actual
\$414,040	\$300,000	3	\$75,000	\$82,780	\$7,780

- ♦ On November 18, the Board of County Commissioners voted to increase Fire Impact Fees by 89% to \$246 (single family residential), effective January 15, 2004. Revenues are projected to be \$150,000 - \$200,000 greater than the amount budgeted.

LANDFILL ENTERPRISE FUND

Solid Waste Disposal Fees

Department: Environmental Services

Source: This is a non ad valorem assessment levied on owners of improved real estate in the unincorporated area of the County. The solid waste collection and disposal rate is \$180.50 per residential household.


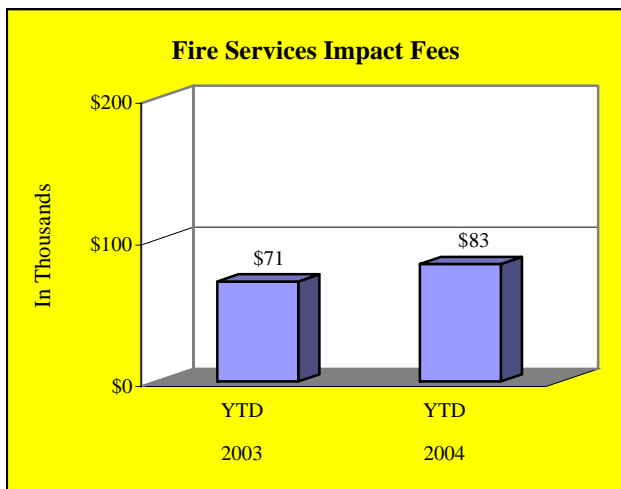
Legal: Chapter 21, Lake County Code and

Chapter 197, *Florida Statutes*

Contact: Jeff Cooper, Office of Program Analysis and Contract Management

FY 2003 Actual Revenue	FY 2004 Total Budget	# Months Received	Year to Date Budget	Year to Date Actual	Difference YTD Budget vs. Actual
\$13,816,082	\$13,073,811	3	\$3,268,453	\$8,020,475	\$4,752,022

- ♦ This revenue source includes both assessments collected on the tax bill and operating fees collected at the landfill.
- ♦ Assessments for collection and disposal increased from \$173.50 to \$180.50 in FY 2004. Current-year revenues have been collected through December, and are at 69.9% of the amount budgeted.
- ♦ Income from landfill operations is at 34.9% of the budgeted amount after three months of collections.





GENERAL FUND

Ad Valorem Taxes - Current

Department: Non-Departmental
Source: Ad valorem taxes on all property located in the County, as assessed by the Property Appraiser and remitted to the County by the Tax Collector.

Legal: Chapter 129, Florida Statutes
Contact: Office of Budget

FY 2003 Actual Revenue	FY 2004 Total Budget	YTD Actual	Difference Budget vs. Actual	% of Budget Received
\$52,532,047	\$58,296,739	\$46,728,050	(\$11,568,689)	80.16%

- ♦ Receipts for property taxes are historically 95% of the assessment roll; Lake County budgets accordingly.
- ♦ The majority of revenues are collected in November and December. Current revenues have been collected through December.

GENERAL FUND

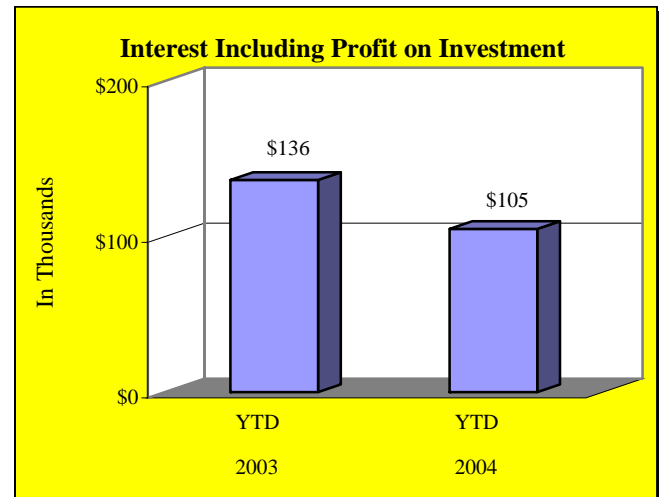
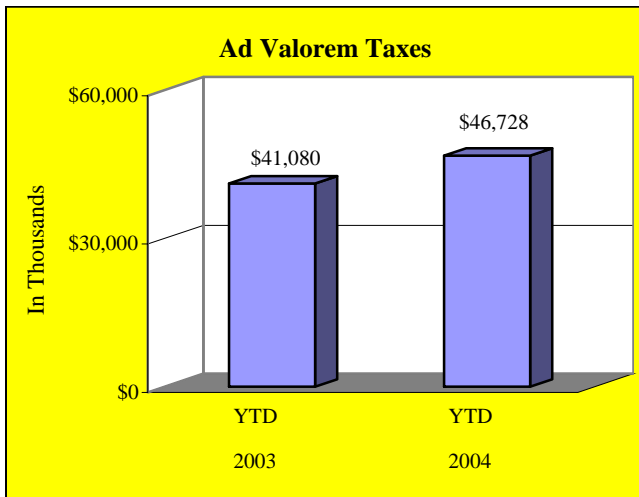
Interest Including Profit on Investment

Department: Non-Departmental
Source: Approximately 75% of the County's surplus funds are invested with the State Board of Administration (SBA). The remaining 25% is invested in short-term U.S. Treasury bills and notes, U.S. Agencies, and Repurchase Agreements.

Contact: Office of Budget

FY 2003 Actual Revenue	FY 2004 Total Budget	YTD Actual	Difference Budget vs. Actual	% of Budget Received
\$670,127	\$550,000	\$104,978	(\$445,022)	19.09%

- ♦ Due to the receipt of property taxes in December and January, interest revenues are at their highest in the months of December through March.
- ♦ Interest revenue has been received through the month of December. Current-year revenues reflect a 22.8% decrease from the prior year.





CHRISTOPHER C. FORD COMMERCE PARK FUND

Other Land Sales

Department: Economic Development and Tourism
Source: Sales of property located in the Ford Commerce Park Development

Contact: Greg Mihalic, Economic Development and Tourism Director

FY 2003 Actual Revenue	FY 2004 Total Budget	YTD Actual	Difference Budget vs. Actual	% of Budget Received
\$1,016,896	\$450,000	\$26,330	(\$423,670)	5.85%

- ♦ Land within the Ford Commerce Park sells for \$35,000 an acre; there are 254 acres remaining for sale.
- ♦ A total of \$2.3 million is still outstanding on the loan from the Infrastructure Sales Tax Fund for the Ford Commerce Park.

COMMUNITY DEVELOPMENT FUND

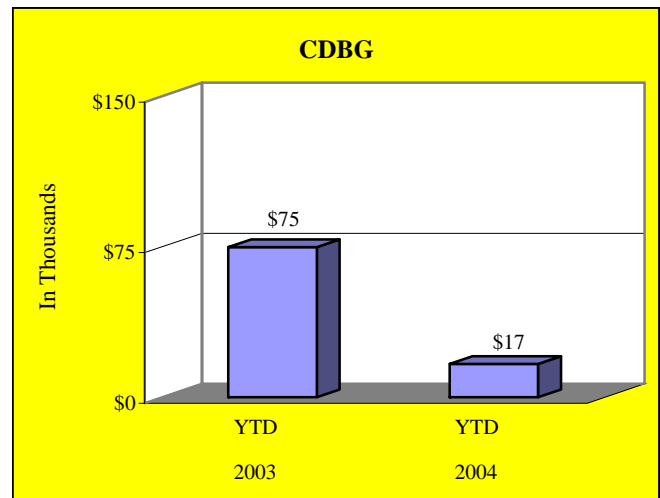
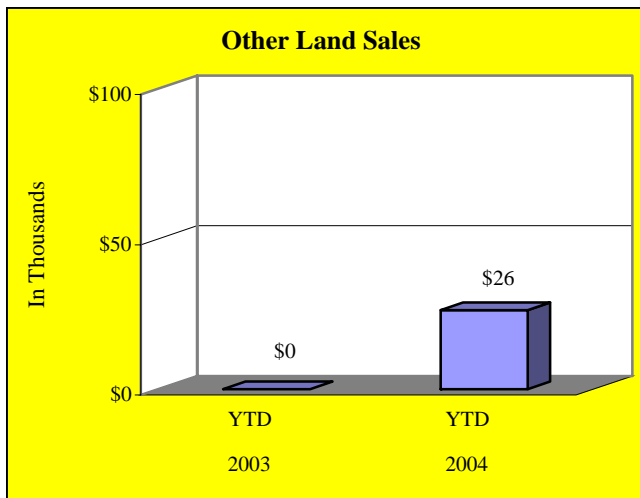
Community Development Block Grant (CDBG)

Department: Community Services
Source: Yearly entitlement from the Federal Government

Legal: Housing and Community Development Act of 1974
Contact: Liz Eginton, CDBG Director

FY 2003 Actual Revenue	FY 2004 Total Budget	YTD Actual	Difference Budget vs. Actual	% of Budget Received
\$873,550	\$1,227,042	\$16,573	(\$1,210,470)	1.35%

- ♦ This grant revenue is based on a five-year plan submitted to the U.S. Department of Housing and Urban Development. A one-year action plan is also developed each year, which is used by the HUD to estimate the amount of revenue that will be distributed to counties. For FY 2004, Lake County is expected to receive \$986,000. The revenue budget also includes approximately \$241,000 in unspent funds that were carried forward from FY 2003.
- ♦ Revenues are distributed on a cost-reimbursement basis, and usually arrive 2-3 months after expenses have been paid. Of the \$986,000 allocated to Lake County for FY 2004, approximately \$99,000 (10%) has been drawn. Any remaining amounts not drawn by the County in the current year will be carried forward to FY 2005.





STORMWATER MANAGEMENT FUND

Stormwater Management

Department: Public Works

Source: Ad valorem taxes - millage rate is \$0.50 per \$1,000 of assessed taxable value.

Legal: Chapter 129, Florida Statutes
Contact: Jim Stivender, Public Works Director

FY 2003	FY 2004	YTD	Difference	% of Budget
<u>Actual Revenue</u>	<u>Total Budget</u>	<u>Actual</u>	<u>Budget vs. Actual</u>	<u>Received</u>
\$2,059,777	\$2,923,945	\$2,020,678	(\$903,267)	69.11%

- ♦ The majority of revenues are collected in November and December.
- ♦ The millage rate for Stormwater Management increased by 0.1 mil in FY 2004. Revenues received during the year reflect a 34% increase over revenues received in the prior year.

COUNTY FIRE CONTROL FUND

Fire Structure Assessment

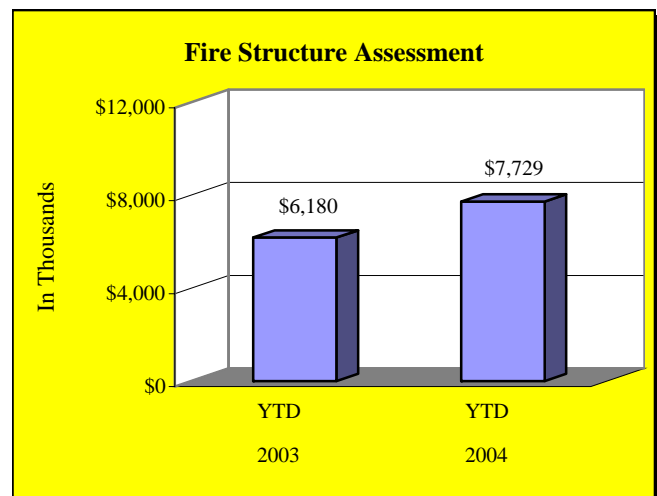
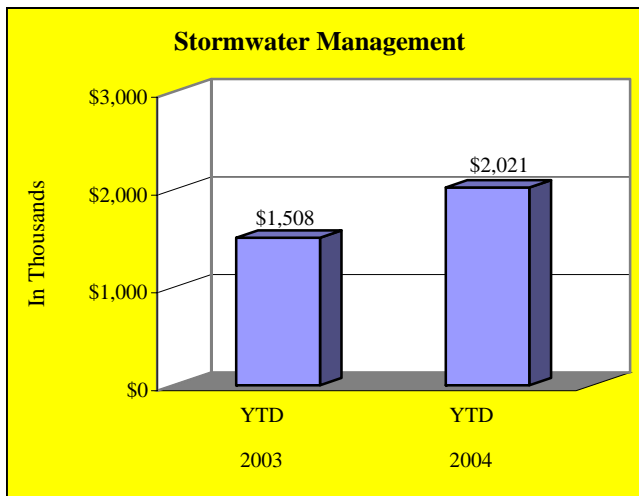
Department: Public Safety

Source: This assessment is levied to provide fire protection in the unincorporated areas of Lake County, and the municipalities of Lady Lake, Minneola, Howey-in-the-Hills, and Astatula.

Legal: Ordinances 1998-63 and 1998-64
Contact: Frank LaFleur, Public Safety Executive Coordinator

FY 2003	FY 2004	YTD	Difference	% of Budget
<u>Actual Revenue</u>	<u>Total Budget</u>	<u>Actual</u>	<u>Budget vs. Actual</u>	<u>Received</u>
\$9,260,169	\$11,550,000	\$7,728,752	(\$3,821,248)	66.92%

- ♦ Assessments are included on the property owner's tax bill issued by the Tax Collector's Office. Additionally, assessments on new construction are paid at the time that building permits are issued. The assessments on new construction are paid to cover both the remainder of the current year and the subsequent year.
- ♦ In FY 2004, fire assessments increased 37% to \$137 per single family residential unit. Current-year revenues show a 25% increase over prior year receipts.



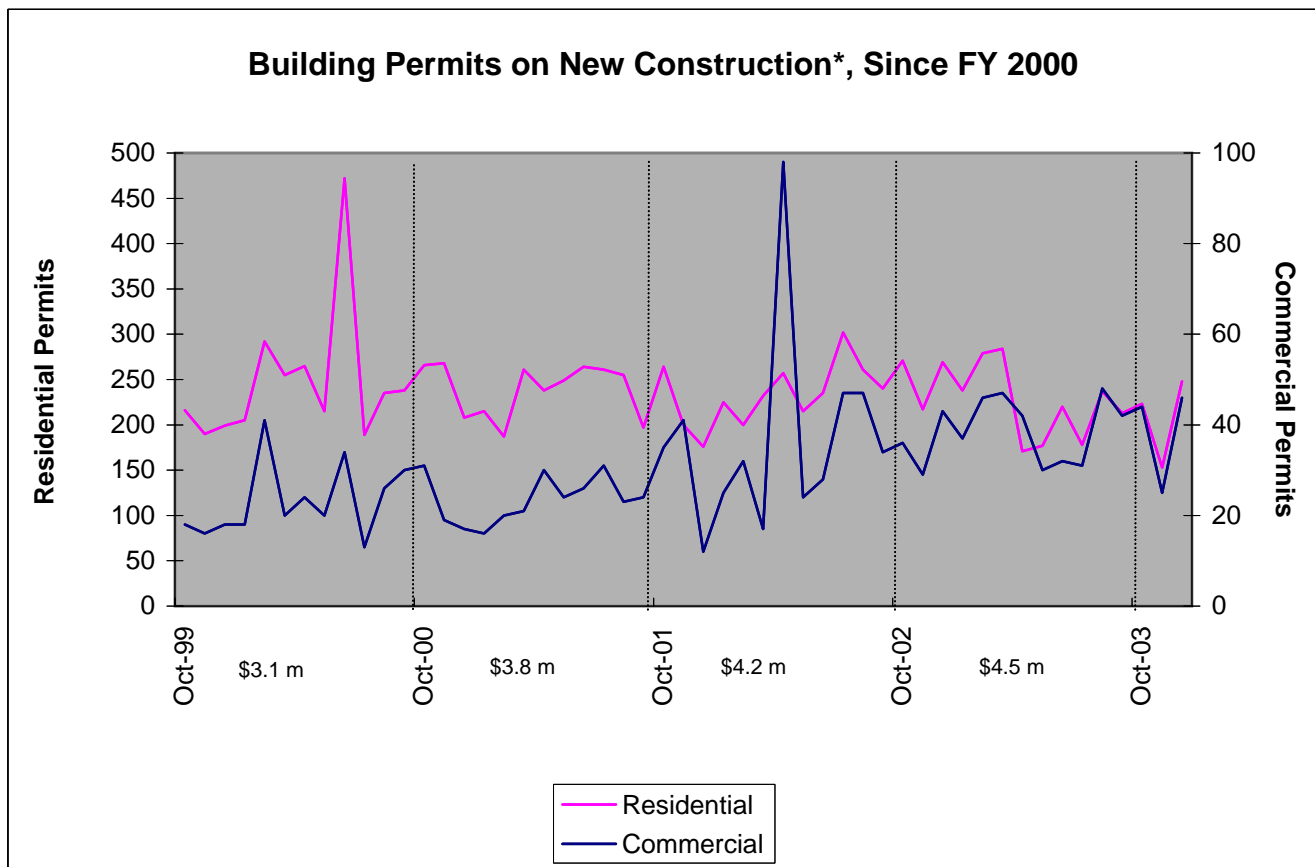


Building Permits

The chart below shows the number of building permits issued in Quarter 1 of each year since FY 2001. In Quarter 1 of FY 2004, revenue from building permits totaled over \$1.3 million, which represents a 3.2% increase over revenues received in FY 2003. Although there is a 9% decrease in the total number of permits issued in FY 2004, there is a slight increase in the issuance of permits for commercial structures, which tend to have larger permitting fees. The revenue increase of \$320,000 in FY 2004 is mostly attributable to the increase in these commercial permits.

Building Permits Issued Since FY 2001	Qtr 1 2001	Qtr 1 2002	Qtr 1 2003	Qtr 1 2004
Residential	742	640	757	624
Commercial	67	88	108	115
Total Permits on New Construction	809	728	865	739
Miscellaneous	1,727	1,757	1,917	1,792
Total Permits Issued	2,536	2,485	2,782	2,531
Total Revenue	\$ 1,089,857	\$ 995,631	\$ 1,000,874	\$ 1,321,175

The graph below illustrates the direct correlation between the number of single-family residential permits issued and the number of commercial permits issued since FY 2000. In FY 2000, single family residential permits represented 91.4% of all permits issued on new construction. In FY 2004, these residential permits represent 84.4% of all permits issued on new construction.



* Does not include miscellaneous permits for additions, alterations, etc.